


► **GLASSDOMAIN,
STAND C64, C63**

Glassdomain is proud to announce the introduction of ICON-GLASS. After two years of development Glassdomain is now able to produce printed digital images on glass giving stunning visual effects. This product is now being incorporated into glass furniture, feature wall panelling and shower splash-backs. A range of standard designs are now on offer and a fully bespoke service is available on demand.

► **GLASSDOMAIN,
STAND C64, C63**

Glassdomain is proud to announce the introduction of ICON-GLASS. After two years of development Glassdomain is now able to produce printed digital images on glass giving stunning visual effects.



This product is now being incorporated into glass furniture, feature wall panelling and shower splash-backs. A range of standard designs are now on offer and a fully bespoke service is available on demand. **CIRCLE 120**



▲ **MRF DESIGN,
STAND C64, C63**

MRF Design & Fabrication will be launching various products at the show. Designed by Fred Scott, s300 modern club is a contemporary upholstery solution for hotel and reception areas, comprising a club chair, sofa and low table with etched glass centre panel or planter. **CIRCLE 122**



design | innovation | inspiration

participate in the organisations activities to create a strong network in the region and nationally. The companies featured on this page are a selection of those chosen to exhibit at 100% design with the support of NetInfinity and FWM. For More information on NetInfinity and FWM's future activities please call the NetInfinity team or visit the website. NetInfinity is funded through Advantage West Midlands and the European Development Fund.

CIRCLE 123


► **ISU, STAND C64, C63**

Schema is a striking range of upholstered seating designed principally for modern restaurant and bar interiors. The product is the result of a collaboration by designer Geoff Machen with West Midlands based designer manufacturers ISU. The form of the chairs challenges traditional proportions, with low profile solid hardwood frames complemented by tapered seat cushions which penetrate the frame's linear form. The resulting design fuses a unique form with traditional materials and craft-based detailing. The Schema range currently comprises side chair and carver, with lounge chair options enhancing the range in Autumn this year. **CIRCLE 124**



► **MHF, STAND C64, C63**

The 7-Spin seating unit from MHF is a unique and dynamic upholstery piece characterised by pure clean lines and robust quality. Designer James A Wright has borrowed from the automotive sector to provide a high performance swivel mechanism that can be entirely concealed at low-level and again using cold-cure foam technology for the purest of finishes. Base plates have adjustable feet and are available in either stainless steel or metallic epoxy PC. **CIRCLE 125**



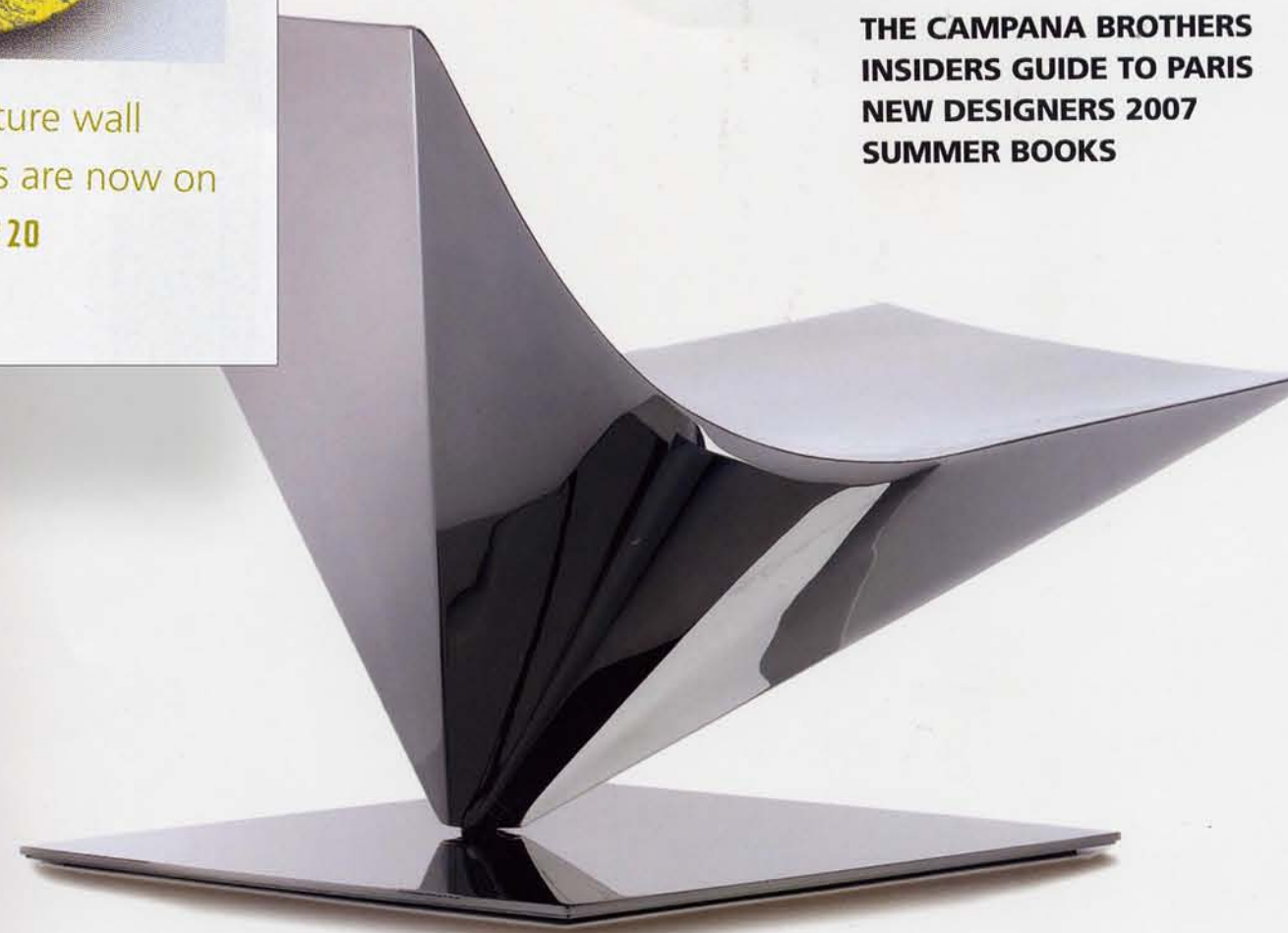
idEX

INSPIRATION FOR INTERIOR DESIGN PROFESSIONALS

AUGUST 2007 £4.50



**THE CAMPANA BROTHERS
INSIDERS GUIDE TO PARIS
NEW DESIGNERS 2007
SUMMER BOOKS**



Riveting looks

Metal furniture - sharp, sleek and sophisticated